

Parent Workshop Online Safety

Thursday 6th January 2022


مدرسة اوريكس العالمية




What does your child love doing online?
What services and devices do they use?



The online world can be exciting and inspiring. It has lots of opportunities to offer young people. However it is important to manage and minimize the associated risks.



CONDUCT



- Children need to be aware of the impact that their online activity can have on both themselves and other people, and the digital footprint that they create on the internet.



- Its easy to feel anonymous online and its important that children are aware of who is able to view, and potentially share, the information that they may have posted.



- When using the internet, its important to keep personal information safe and not share it with strangers.

CONTENT



- Some online content is not suitable for children and may be hurtful or harmful. This is true for content accessed and viewed via social networks, online games, blogs and websites.



- It's important for children to consider the reliability of online material and be aware that it might not be true or written with a bias.



- There can be legal consequences for using or downloading copyrighted content, without seeking the author's permission.

CONTACT



- It is important for children to realise that new friends made online may not be who they say they are and that once a friend is added to an online account, you may be sharing your personal information with them.
- If you have concerns that your child is, or has been, the subject of inappropriate contact or approach by another person (including, but not limited to, a request for images/videos), it's vital that you report it to the police.


CYBERBULLYING



- Cyberbullying is bullying which takes place online or using technology. It is important that young people know what to do if they or their friends are the victims of cyberbullying.



- Cyberbullying can happen in many different ways including unkind messages or comments, the sharing of embarrassing photos / videos or exclusion from group chats.



- Children need to understand that their online actions can be just as hurtful as offline actions and that seeking to deliberately hurt or upset someone is always unacceptable.




SHARING PHOTOS / VIDEOS



- In the online world content can get very far, very quickly and young people need to understand that they may lose control of who else sees their images / videos. This can lead to emotional and reputational consequences.
- Younger children may not understand the possible consequences of sharing photos or videos and just think they are being funny.
- The Child Protection Act states that it is illegal to create, distribute or possess any indecent images of a child, including self generated images.

ADVICE



- Discuss online friendships with your child – make sure they understand that a person they have never met face to face is still a stranger. Discuss what kinds of information they should avoid sharing with strangers.



- Speak to them about privacy settings and ensuring personal / private information is securely stored.



- Ensure they know they can come to you or a teacher if they have any worries or concerns.



ADVICE ON CYBERBULLYING




Discuss cyberbullying with your child – teach them the importance of online respect and make sure they know they can talk to you if they have any worries or concerns.



If they are a victim of this type of behaviour:

- DO save the evidence
- Do report to the school / the police if serious
- DO use online tools to report and block the perpetrator.
- DON'T deny your child access to a device or service. They may feel punished when they are already the victim.
 - DON'T retaliate.



ADVICE ON SHARING PHOTOS / VIDEOS



Discuss sharing photos and videos with your child – ensure they know that once this kind of content gets out there, its very difficult to get it back and the consequences of this can be very upsetting.




Make sure they know who they can talk to if they have any concerns or worries.


- DO seek advice from school if you need further support.
- DO report to the Police if you have suspicions about the involvement of an adult or think a child is being coerced into sending information.



ADVICE




- An open and honest dialogue with your child is absolutely key.
- Talk to them about their internet use and let them know they can talk to you or someone at school.
- Establish boundaries and your expectations as a family.
- Look at filters on individual devices – filtering software and settings can help block unwanted content.
- Consider setting up a shared family email address – your child can use this when signing up to new services.






ADVICE



- Familiarise yourself with safety and privacy settings on the services your family uses.



- Learn how to report, block and mute other users on games and social media – this is normally done in settings.



- Get involved with your child's life online. Learn about the apps, games and devices they use.
- Play their favourite games with them, try out their favourite apps.

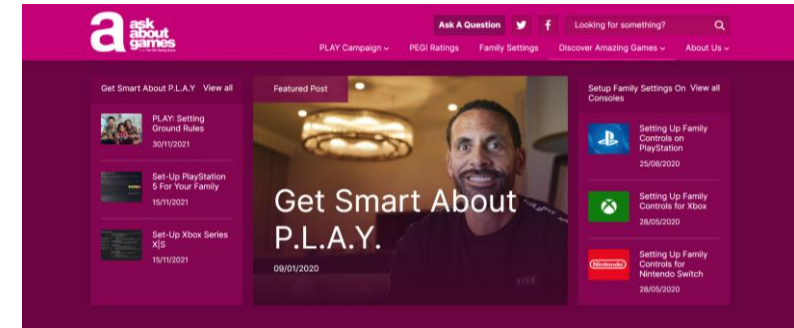
ADVICE

Remember that the positive aspects of the Internet outweigh the negatives.



- Encourage your child to always 'think before you post'
- Give your child strategies to deal with content they don't want to see / you don't want them seeing.
- Teach your child about evaluating information and being critically aware of information found online.
- Don't be too critical towards your child's exploration of the Internet.

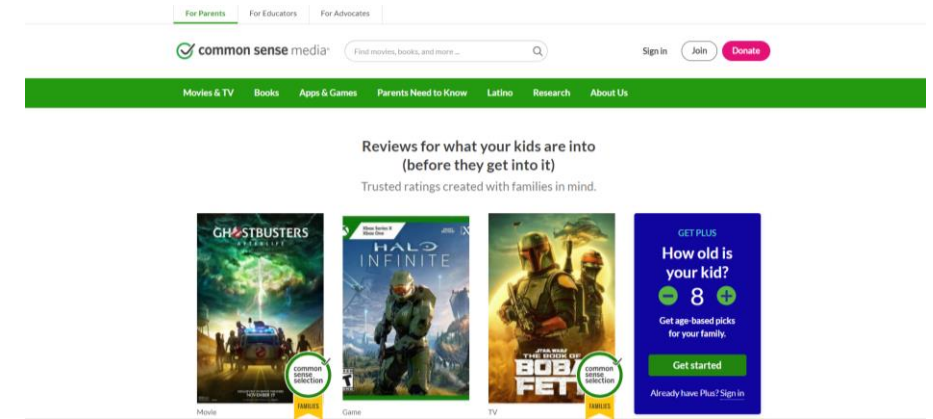
askaboutgames.com



The company specializes in providing tips on how to activate family controls to help manage to spend and playtime along with valuable advice on game age ratings to ensure children are accessing age-appropriate games online and offline, thereby enabling parents, carers and families to come together through play.



commonsensemedia.org



- Media and technology are at the center of kids' lives every day.
- From a very young age, kids use technology at home and at school to connect with friends and family and to document their lives and create digital content of their own.
- With more and more of life happening online, what catches kids' attention isn't always what's best for them, and what companies do with their personal information isn't always clear.

reportharmfulcontent.com

Follow up inadequate responses to reports on other services here:



Report

Advice

Donate

[Cymraeg](#)

Helping everyone to report harmful content online



Threats



Impersonation



Bullying and Harassment



Self-harm or Suicide Content



Online Abuse



Violent Content



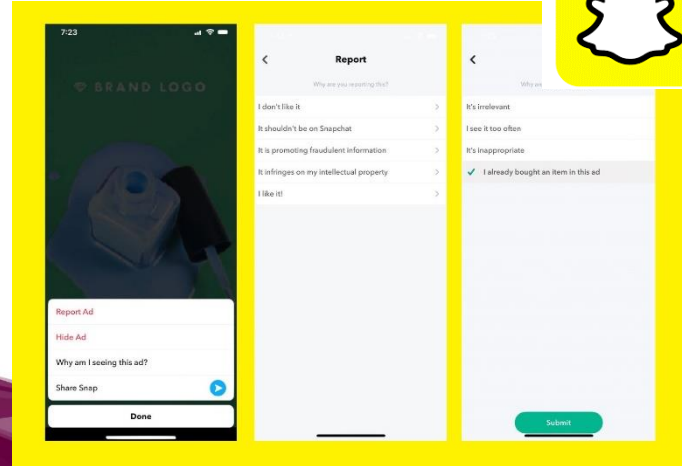
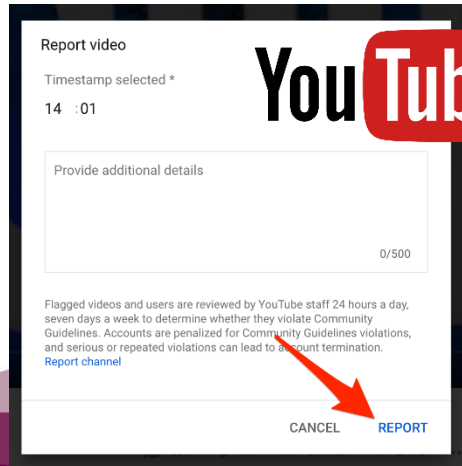
Unwanted Sexual Advances



Pornographic Content

MAKING A REPORT

- Look out for these symbols on the post, comment or user profile you want to report



Please select a problem to continue

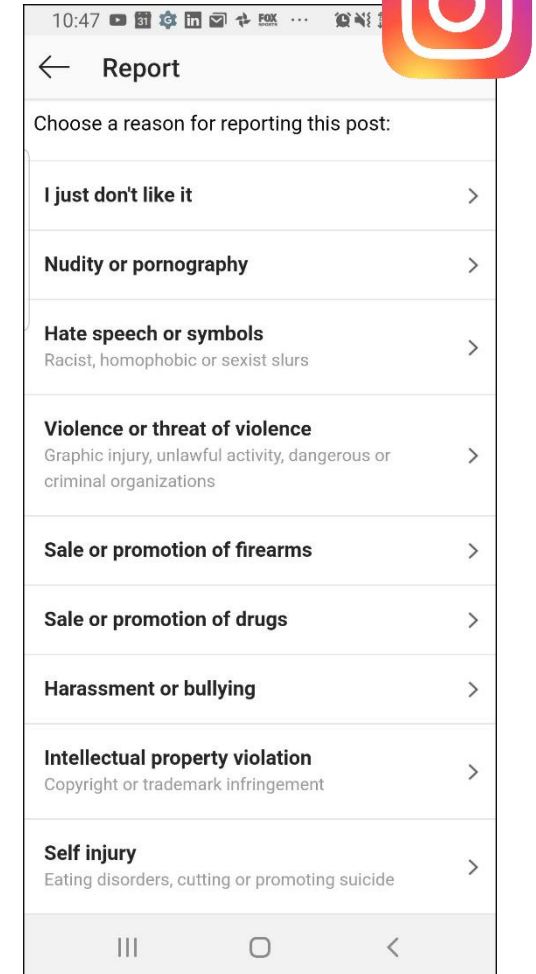
How to Effectively Report a Profile on Facebook

You can report the profile after selecting a problem.

- Pretending to Be Someone
- Fake Account**
- Fake Name
- Posting Inappropriate Things
- I Can't Access My Account
- I Want to Help
- Something Else

How to Effectively Report a Profile on Facebook nbots.me/f3

Contact law enforcement in your area if someone is in immediate danger.



nationalonlinesafety.com



At National Online Safety, it is their mission to make the internet a safer place for children. They achieve this through equipping school staff, parents and children with the knowledge they need to understand online dangers and how best to react should an incident arise.



National
Online
Safety®



TESTIMONIALS

SAFE REMOTE EDUCATION

NEW! APP

ABOUT ▾

OUR EXPERTS

THE NATIONAL HUB ©

HELP & FAQs

NEWS

CONTACT

BECOME A MEMBER

MY ACCOUNT

🔍 Browse
all

NOS
Courses

Explainer
Videos

Monthly
Updates

School
Webinars

Guides

Lesson
Plans

Other
Courses

Certified
School

Book a
Demo

مدرسة اوريكس العالمية



WHAT WE ARE DOING TO TACKLE ONLINE SAFETY

- Regular sessions regarding online safety in PSHE for students
- National Online Safety Parent Guides shared through the school social media accounts and on the school website.
- Encouraging parents to complete courses through National Online Safety – **details of how to register were in the last school newsletter of how to register and log in.**
- Posters, displays and information shared with students in school.

THANK YOU

ANY QUESTIONS?

مدرسة اوريكس العالمية

