

School Report Card for the year 2023-2024



Oryx International School



International



40366807



Mesaimeer



Oryx@education.qa










It is our pleasure to present for you the School Report Card (SRC) for the Academic year 2023-2024, which is considered an important part of the evaluation system in the State of Qatar. Through which we seek to enhance the methods and assessment tools in order to achieve high-quality educational outcomes.

Over the past successive twentieth years, the Schools Evaluation Administration has been keen to issue the SRCs. This year the issued SRCs are updated with some new data aligned with the new development of the educational process, with modifications made in line with the continuous development of the school report card.




The SRC provides comprehensive information about the school performance in the academic year 2023-2024 and to comparing it to the performance of all other private schools of the same key stages, in order to enable school admins to work towards reinforcing its areas of strength and rectifying its areas of improvement.

The SRC key performance indicators (KPIs) reflect the diversity that characterizes schools to assure decision makers that all schools are being followed up on and the quality of their practices is evaluated by focusing on the results of the Comprehensive Educational Survey, in addition to the learning outcome of these schools, so that the desired quality of education in Qatar is achieved.

The SRCs are published in Arabic for all Government and Private Arabic Schools, as well as in English for all International Private Schools.

Basic School Information		This School	All Schools*
	Total student enrolment	1892	1444
	Total number of teachers	124	98
	Proportion of teachers : students	1 : 15	1 : 15
	Average number of students per classroom	24	22
	Grades covered by this school	1-12	
	Gender of students	Boys & Girls	
	Gender of teaching staff	Males & Females	
	Does the school have QNSA Accreditation?	No	
	Does the school have International Accreditation?	Yes	

This school responses to students', teachers', and parents' surveys

Targeted group	Targeted number	The number of respondents	Response percentage
 Student	876	24	%3
 Teacher	124	12	%10
 Parent	1062	459	%43

* All schools: refer to the average of all private schools for the same level in this report.
 * Targeted groups for the Comprehensive Educational Survey are as follow:
 - Student: all students from grade 6 to grade 13.
 - Teacher: all teachers in government and private schools in all stages.
 - Parent: all parents for all students in government and private schools in all stages.

Educational Practices of the School



Teachers' opinions on educational practices in the school

Percentage of teachers who are satisfied with:

	This School	All Schools
Students' motivation towards learning	%83	%83
Students' behavior in classrooms	%92	%75
Scientific research activities in the school	%42	%64
Students' performance in school exams	%92	%83
Providing appropriate support for low-achieving students at school	%75	%77
Providing the necessary accommodations for students with disabilities	%67	%70
The quality of the curriculum applied in the school	%100	%89
The number of classes/lessons is proportional to the applied curriculum	%92	%82



Promote National identity and Educational values

This School	%83	%100
All Schools	%97	%99

Proportion of teachers using activities and programs to reinforce National identity

Proportion of teachers using activities and programs to reinforce Islamic values



Classroom observations

This School	%100
All Schools	%95

Proportion of teachers who see that the impact of feedback classroom observation is effective

Key



No Data



Teachers' training and professional development

This School

24

%75

All Schools

28

%77

Average number of hours allocated to teacher training programs during the academic year 2023-2024

Proportion of teachers indicating satisfaction with the professional development provided



Behavioural discipline policy

This School

All Schools

Proportion of parents who see that school is keen to apply the discipline policy fairly

%86

%74

Proportion of teachers who see that school implements student discipline policy fairly

%100

%78

Proportion of students who experienced bullying (physical/ verbal) 3 times or more by their peers during the school year

%42

%45

Proportion of students who school administration summoned 3 times or more them because they did not comply with school rules

%4

%5

Proportion of students who school contact their parent/parents 3 times or more to discuss their behavior at school

%4

%5

Key



No Data



Students' views / opinions about subjects

Percentage of students who are satisfied with:

This School

All Schools

Arabic classes are fun and enjoyable

%38



%47

Arabic teachers are keen on their participation in the classes

%54



%61

English classes are fun and enjoyable

%83



%74

English teachers are keen on their participation in the classes

%92



%79

Mathematics classes are fun and enjoyable

%88



%70

Mathematics teachers are keen on their participation in the classes


%88



%78

Science classes are fun and enjoyable

%54



%63

Science teachers are keen on their participation in the classes


%54



%66

Those who believe that scientific activities are applied in science classes in the school laboratory

%46



%54

Homework assigned to the student



Percentage of parents who believe that the student needs help with homework from:

This School

All Schools

A parent

%88

%80

A private teacher

%9

%19

Key



No Data

Homework assigned to the student

This School

All Schools



Percentage of parents who believe that homework content is appropriate for what student learn

%87

%79



Percentage of students who believe that the amount of homework is appropriate

%79

%68



Percentage of students who believe that the teacher corrects homework

%88

%65

Parents' participation and interaction in the school



Percentage of parents has experienced the following once or more during the academic year 2023-2024:

This School

All Schools

The school contacted them to discuss the student's academic performance and affairs

%78

%76

They attended meetings assigned to them or one of the school committees

%88

%85

The student is being bullied or abused by another student at school

%23

%32



Spending on a student's education

This School

All Schools

Percentage of parents who spent more than 30 thousand Qatari Riyals on student learning during the academic year 2023-2024







%77

%50






The School Facilities and Activities

Facilities

All Schools	This School			This School	All Schools
%84	✗	Mosque(s)		Gymnasium	%79
%90	✓	Library/libraries		Clinic	%100
%97	✓	Science laboratory		Provisions to facilitate access by the:	
%93	✓	Computer laboratory		physically handi-capped / disabled	%84
%99	✓	Auditorium /auditoria		visually impaired	%1
%97	✓	Art room(s)		hearing impaired	%3

Students' Services

All Schools	This School			This School	All Schools
%78	✓	School transport		Social counselling	%98
%94	✓	Academic counselling		Health and medical services	%99
%79	✗	Career guidance/counselling			

Key

✓ Present

✗ Not Present



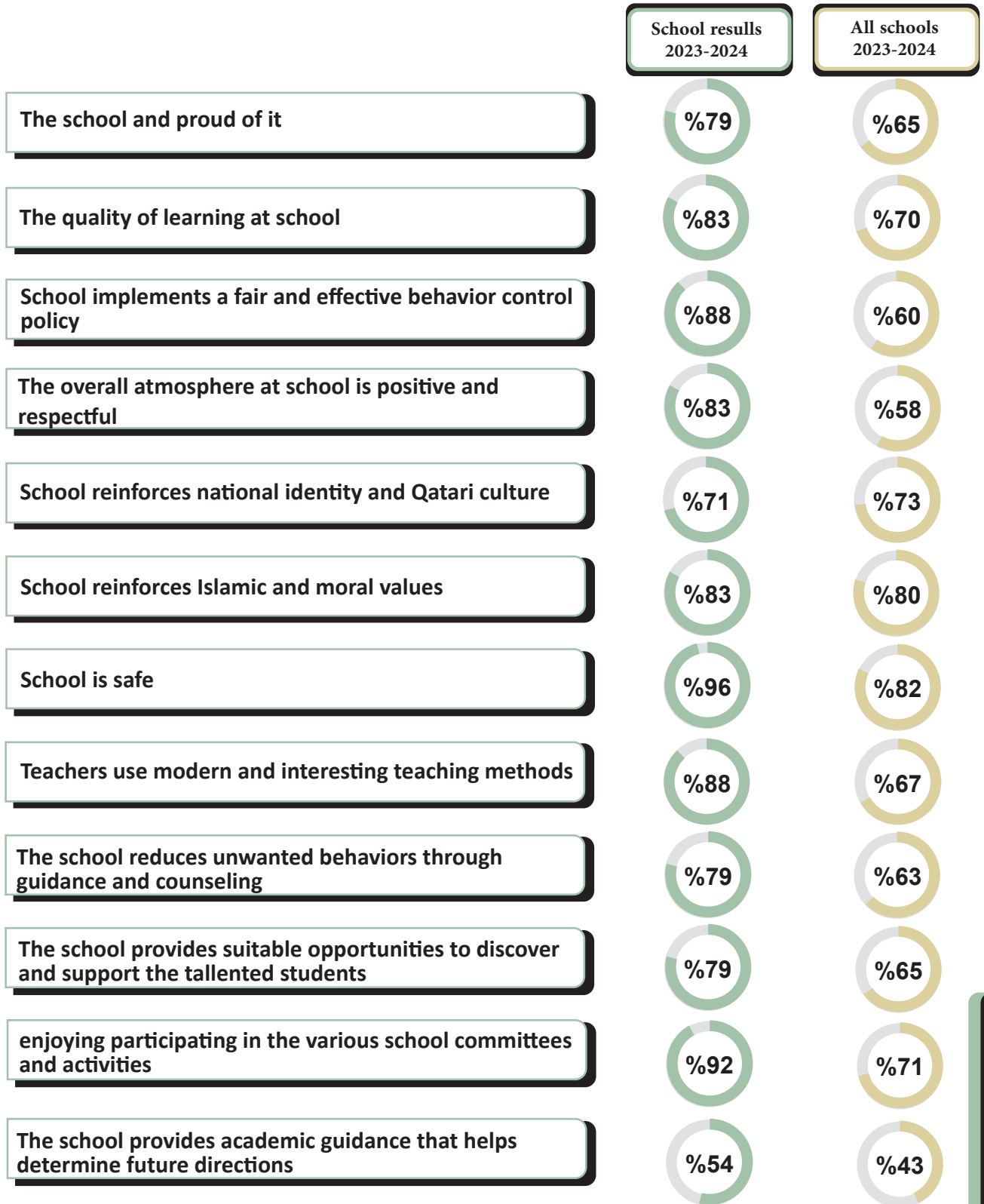
No Data

The school's performance on some of the selected areas during the current academic year 2023-2024



Students' views about the school

Proportion of students who are satisfied with:



The school's performance on some of the selected areas during the current academic year 2023-2024



Parents' views about the school

The percentage of parents who are satisfied with:

School results
2023-2024

All schools
2023-2024

Student enjoys attending school

%96

%89

The quality of education at the school is high

%92

%80

The quality of the curriculum offered in the school

%91

%83

Efficiency and professionalism of teachers

%88

%75

The school reinforces Islamic and moral values

%75

%78

The school reinforces national identity and Qatari culture

%85

%81

The school submits periodic reports on the student's academic performance

%81

%72

The school provides suitable opportunities to discover and support the talented students

%72

%58

The school environment is positive and safe

%96

%85

The school communicates about student's educational needs

%91

%83

General satisfaction about the school

%90

%78

The school provides appropriate academic guidance for the student, which contributes to determining his future directions

%49

%40



The school's performance on some of the selected areas during the current academic year 2023-2024



Teachers' views about the school

The percentage of teachers who are satisfied with:

School results
2023-2024

All schools
2023-2024

General satisfaction about the school and feeling proud of belonging to it

%92

%85

The quality of the school leadership

%92

%81

Students' participation and interaction in classroom activities

%92

%91

The cumulative cognitive level of students

%67

%79

Outcomes of the teaching and learning process in the school

%83

%86

The quality of the education at school

%92

%88

Parents support students' learning

%92

%73

The school administration distributes tasks fairly among teachers and administrators

%75

%75

Staff and students mutually respect each other

%100

%86

Administration's enhancement of teachers' outstanding practices

%75

%77

Number of students in the classroom is appropriate

%67

%78

Quality of the school building(s)

%92

%82

The school is well organized for work

%92

%83

Availability of safety and security procedures at school

%100

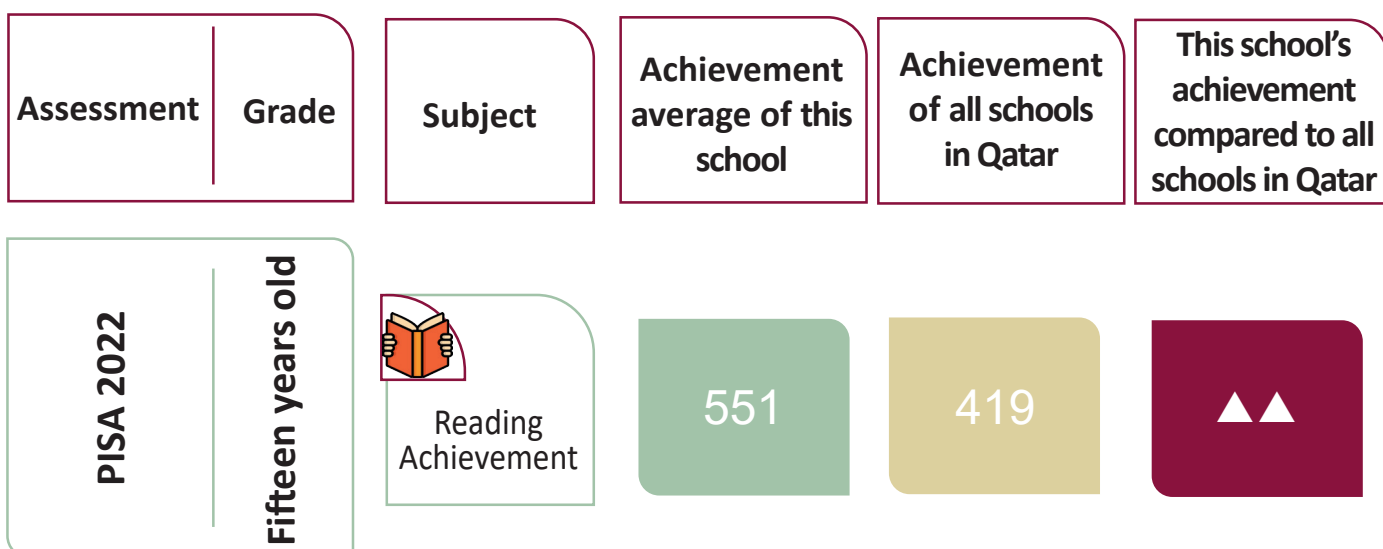
%93

Key

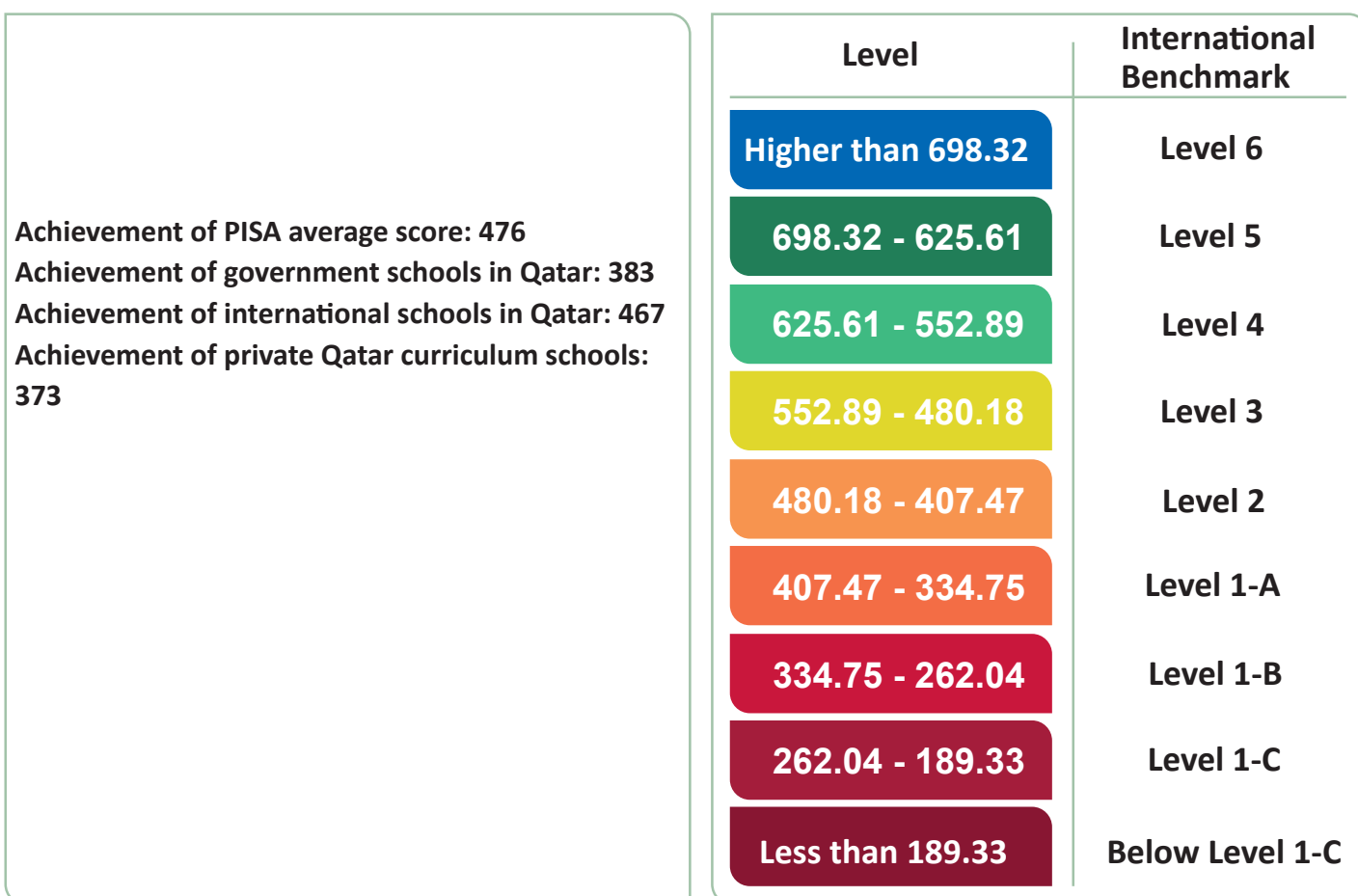


No Data

Student's performance in PISA assessment



PISA : Programme for International student assessment measures students basic skills and knowledge in reading, mathematics, science, and creative thinking.



Key

▲▲ Much higher

▲ Some what higher

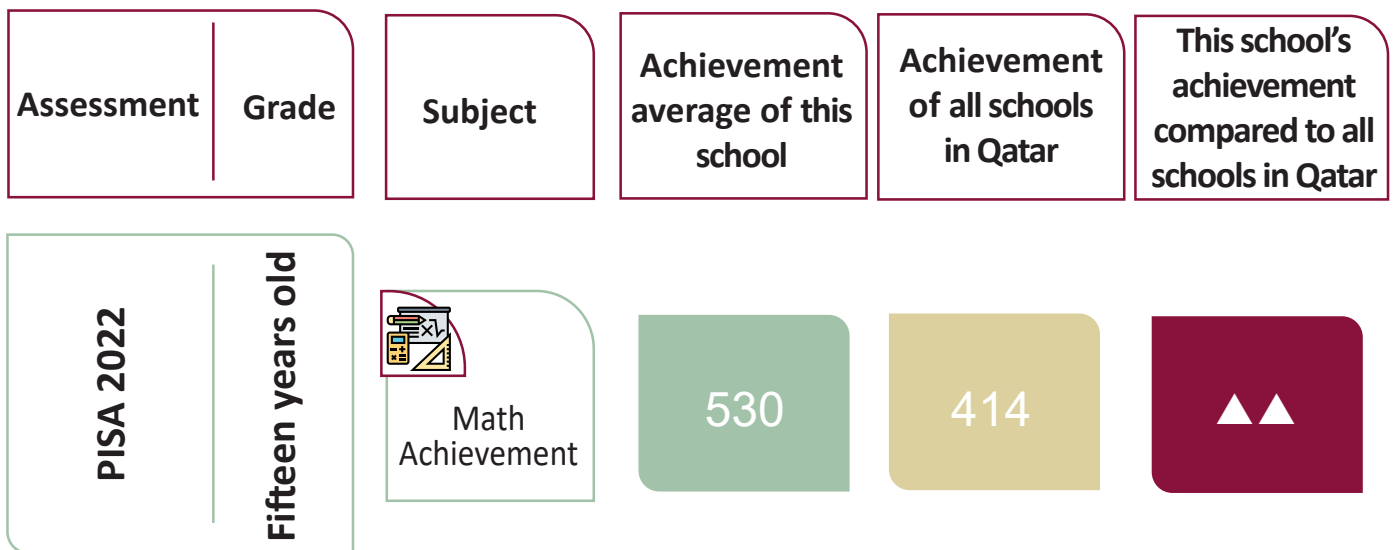
◀▶ About the same

▼▼ Much lower

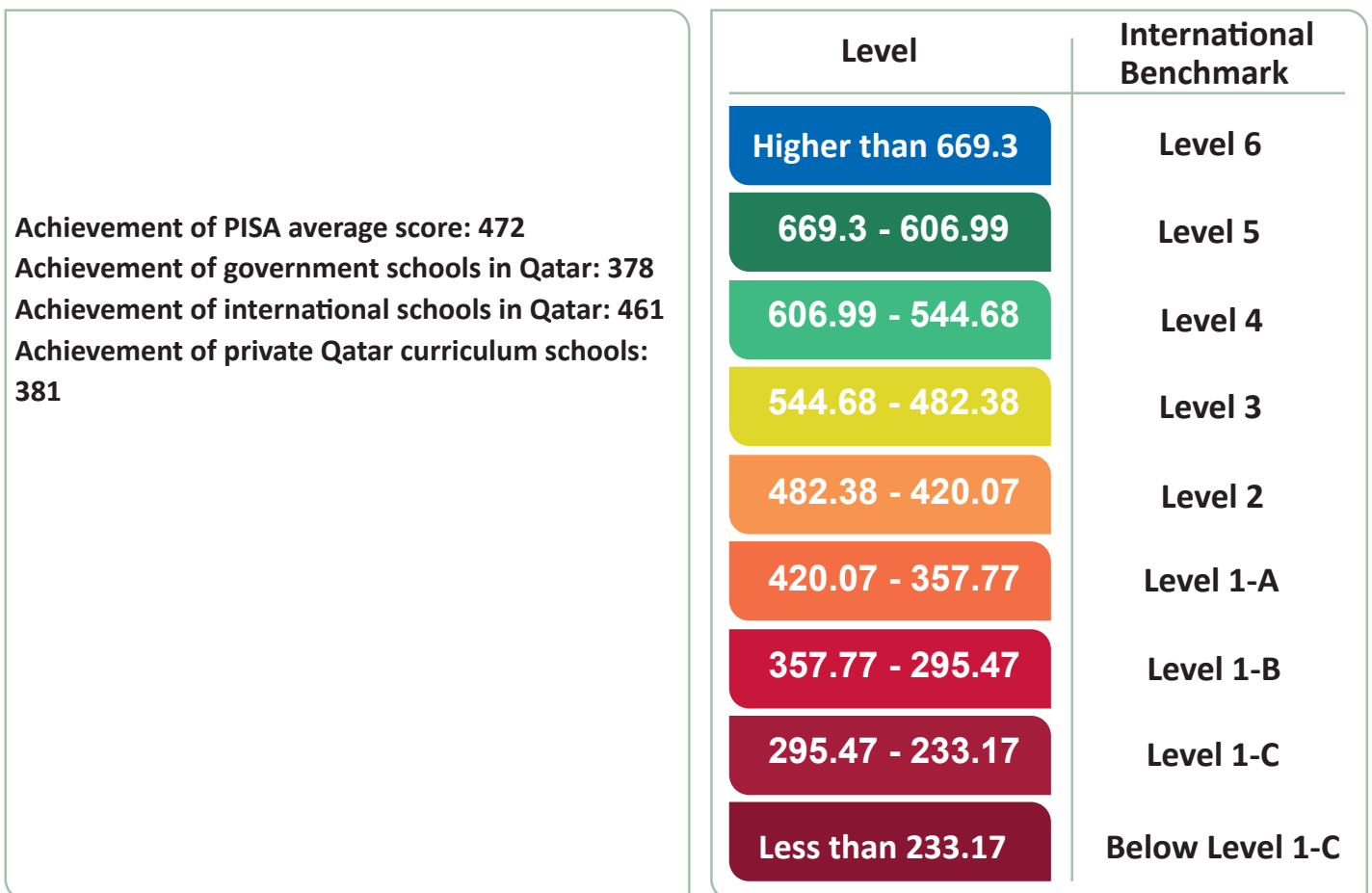
▼ Some what lower

 No data

Student's performance in PISA assessment



PISA : Programme for International student assessment measures students basic skills and knowledge in reading, mathematics, science, and creative thinking.



Key

▲▲ Much higher

▲ Some what higher

◀▶ About the same

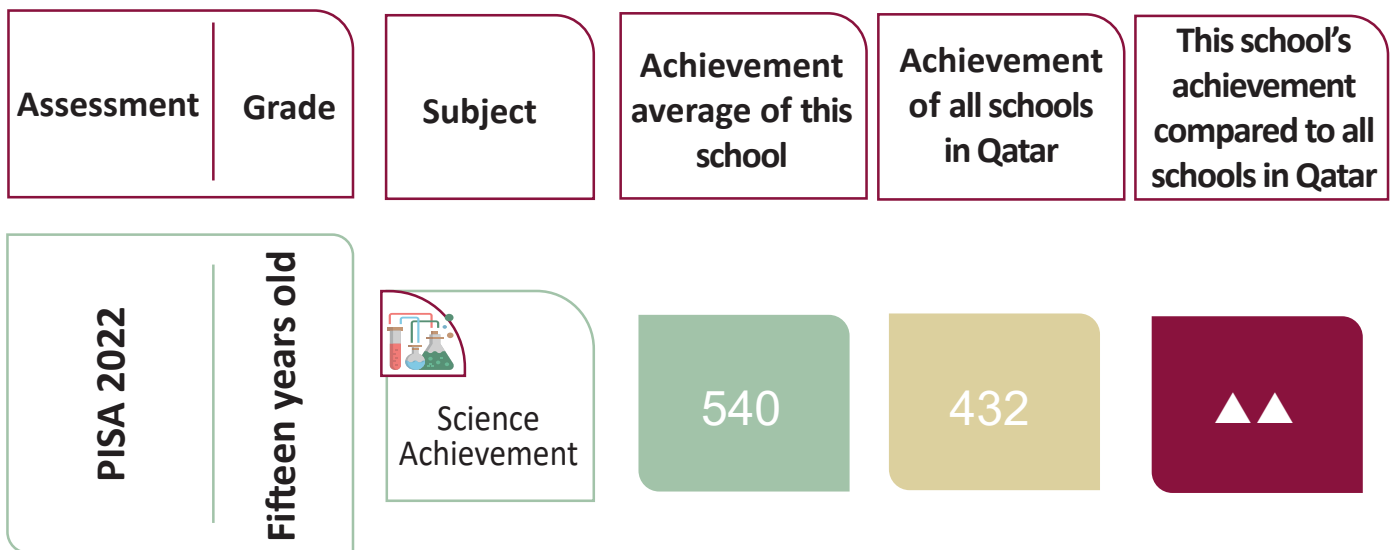
▼▼ Much lower

▼ Some what lower

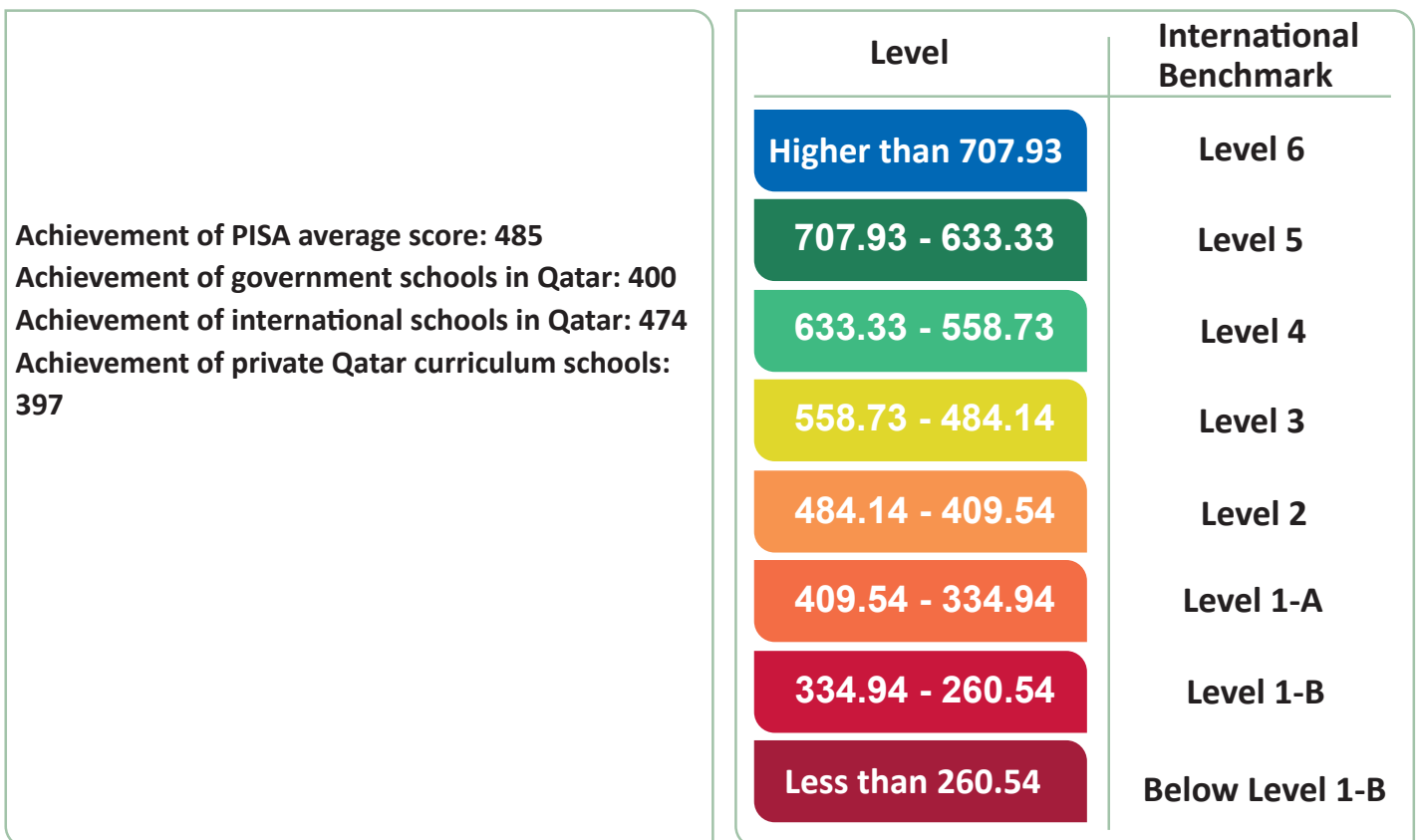


No data

Student's performance in PISA assessment



PISA : Programme for International student assessment measures students basic skills and knowledge in reading, mathematics, science, and creative thinking.



Key

▲▲ Much higher

▲ Some what higher

◀▶ About the same

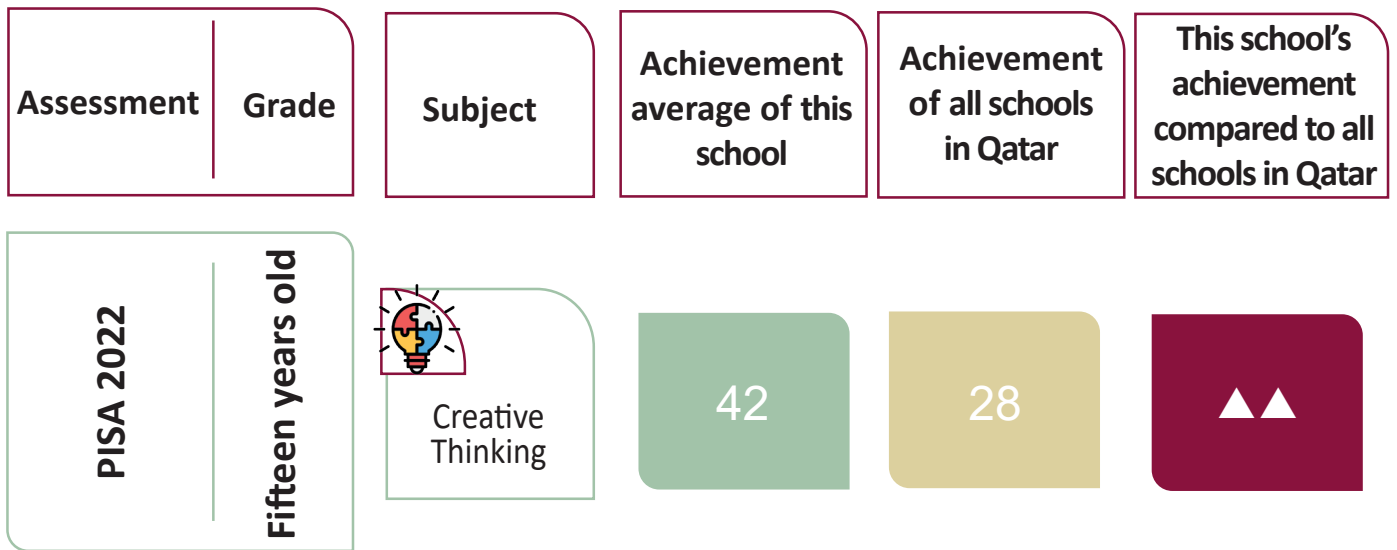
▼▼ Much lower

▼ Some what lower



No data

Student's performance in PISA assessment



PISA : Programme for International student assessment measures students basic skills and knowledge in reading, mathematics, science, and creative thinking.

Creative Thinking : It is an innovative subfield and is defined as the ability to generate, evaluate and develop ideas productively, which can lead to new and effective solutions, advance knowledge and express imagination powerfully and effectively.

Achievement of PISA average score: 33
 Achievement of government schools in Qatar: 23
 Achievement of international schools in Qatar: 34
 Achievement of private Qatar curriculum schools: 22

Key

▲▲ Much higher

▲ Some what higher

◀▶ About the same

▼▼ Much lower

▼ Some what lower



No data